

## Workforce Housing Communities Methodology

Workforce Housing Communities are identified using data on: 1) total jobs, 2) five-year job growth; or 3) long distance commuting. Data on jobs and growth are from Minnesota DEED’s Quarterly Census of Employment and Wages.<sup>1</sup> Data on commuting are from the U.S. Census Bureau’s Longitudinal Employer – Household Dynamics program.<sup>2</sup> Workforce Housing Communities are defined separately for the Metropolitan Area **Error! Bookmark not defined.** and Greater Minnesota. The following sections describe the eligible communities and buffers around these communities for the two regions. Applicants will find interactive maps to identify whether a property falls within these areas on Minnesota Housing’s [Community Profiles](#) webpage.

Workforce Housing Communities include Top Job Centers, Net Five Year Job Growth Communities, Individual Employer Growth Communities, and Long Commute Communities, each as defined below.

- **Top Job Center:** A community that is one of the top 5 job centers in the region.<sup>3</sup> *Communities are buffered by 10 miles in Greater Minnesota and 5 miles in the Metropolitan Area **Error! Bookmark not defined.** to account for a modest commuteshed.*  
**OR**
- **Net Five Year Job Growth Community:** A community in Greater Minnesota that has at least 2,000 jobs in the current year and had positive job growth in the last five years; or a community in the Metropolitan Area that had at least 2,000 jobs at the start of the five year period and experienced at least net 500 job growth in the last five years *Communities are buffered by 10 miles in Greater Minnesota and 5 miles in the Metropolitan Area **Error! Bookmark not defined.** to account for a modest commuteshed.*  
**OR**
- **Individual Employer Growth Community:** A community in which an individual employer has added at least 100 net jobs (for permanent employees of the company) in that community during the last five years. The applicant must provide sufficient documentation signed by an authorized representative of the company to prove the growth. **OR**

---

<sup>1</sup>The five-year job growth communities presented in this methodology are for 2018-2023 and 2019-2024. Source: DEED’s [Quarterly Census of Employment and Wages \(QCEW\)](#).

<sup>2</sup> Data from LEHD are for 2022 or 2023. Minnesota Housing will also add eligible communities with more current data if available by application release. Source: U.S. Census Bureau [LEHD data](#).

<sup>3</sup> Regions are defined using Regional Housing Advisory Group (RHAG) definitions.

- **Long Commute Community:** A community that has at least 2,000 jobs in the current year, is not a Top Job Center, Net Five Year Job Growth Community, or an Individual Employer Growth Community, and where 15% or more of the community's workforce travels 30+ miles into the community for work. *Communities are buffered by 10 miles in Greater Minnesota and 5 miles in the Metropolitan Area***Error! Bookmark not defined.** *to account for a modest commuteshed.*

The maps and tables below and on following pages list and display Workforce Housing Communities for the Metropolitan Area**Error! Bookmark not defined.** and Greater Minnesota.

### Metropolitan Area Top Job Centers Communities

The Twin Cities 7-County Metropolitan Area Top Job Centers , according to Minnesota Housing analysis of DEED's [Quarterly Census of Employment and Wages](#) (2023 or 2024), are:

- Minneapolis, Hennepin County
- Saint Paul, Ramsey County
- Bloomington, Hennepin County
- Eden Prairie, Hennepin County
- Plymouth, Hennepin County

### Metropolitan Area Net Five Year Job Growth Communities

The Twin Cities 7-County Metropolitan Area communities with at least 2,000 jobs and net job growth of 500 jobs or more in a five-year (2018-2023 or 2019-2024) period, according to Minnesota Housing analysis of DEED's [Quarterly Census of Employment and Wages](#) are:

- Apple Valley, Dakota County
- Bayport, Washington County
- Blaine, Anoka County
- Brooklyn Park, Hennepin County
- Champlin, Hennepin County
- Chanhassen, Carver County
- Chaska, Carver County
- Columbia Heights, Anoka County
- Coon Rapids, Anoka County
- Cottage Grove, Washington County
- Fridley, Anoka County
- Inver Grove Heights, Dakota County
- Lakeville, Dakota County
- Mahtomedi, Washington County
- Maple Grove, Hennepin County
- Medina, Hennepin County
- New Brighton, Ramsey County
- North Saint Paul, Ramsey County
- Osseo, Hennepin County
- Ramsey, Anoka County
- Richfield, Hennepin County
- Robbinsdale, Hennepin County
- Rogers, Hennepin County
- Rosemount, Dakota County
- Saint Anthony, Hennepin County
- Shakopee, Scott County
- Shoreview, Ramsey County
- Stillwater, Washington County

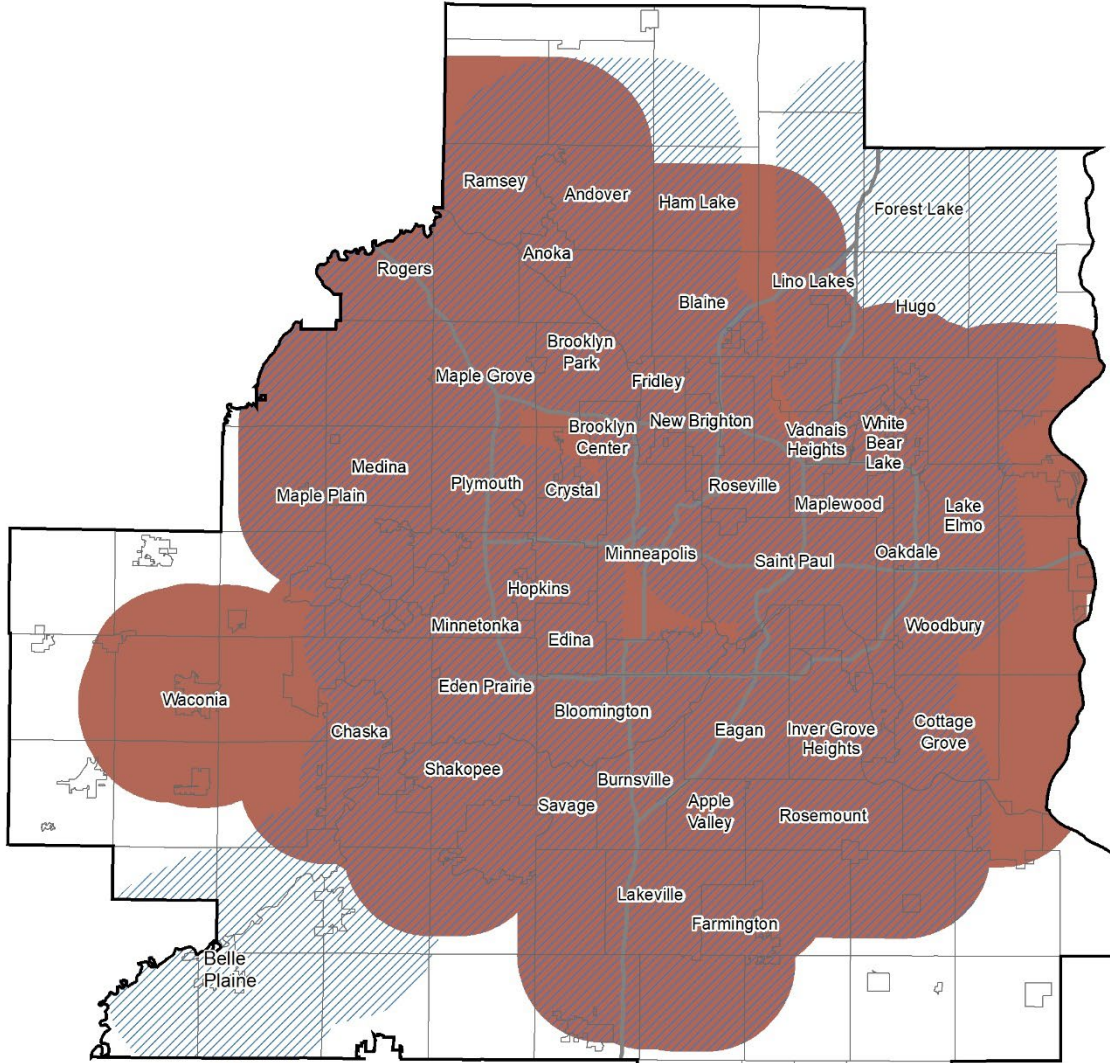
- Vadnais Heights, Ramsey County
- Waconia, Carver County
- Wayzata, Hennepin County
- West Saint Paul, Dakota County
- Woodbury, Washington County

### **Metropolitan Area Long Commute Communities**

The Twin Cities 7-County Metropolitan Area Long Commute Communities, according to Minnesota Housing analysis of the [U.S. Census Bureau Longitudinal Employer Household Dynamics data](#) (2022 or 2023), are:


- Andover, Anoka County
- Belle Plaine, Scott County
- Burnsville, Dakota County
- Champlin, Hennepin County
- Chanhassen, Carver and Hennepin Counties
- Falcon Heights, Ramsey County
- Forest Lake, Washington County
- Hugo, Washington County
- Jordan, Scott County
- Lakeville, Dakota County
- Medina, Hennepin County
- Minnetonka, Hennepin County
- North Saint Paul, Ramsey County
- Oakdale, Washington County
- Rogers, Hennepin County
- Rosemount, Dakota County
- Saint Anthony, Hennepin County
- Shakopee, Scott County
- South Saint Paul, Dakota County
- Spring Lake Park, Anoka County

# Metro Workforce Housing Communities



-Job centers are defined by total jobs in 2023 or 2024.  
 -Job growth is a measure of change in total jobs between 2018 - 2023 or 2019 - 2024.  
 -To be eligible as a job growth community, a community must have 2,000 or more jobs in 2023 or 2024.  
 -Long Commute Communities have 2,000 or more jobs and 15% or more of the workforce travelling 30+ miles into the community for work.



 Long Commute Community  
 Top 5 Regional Job Center or Job Growth


Source: Minnesota Housing analysis of MN Department of Employment and Economic Developments Quarterly Census of Employment and Wages. Updated: 3/6/2026.



## Greater Minnesota Top Job Centers Communities

The Greater Minnesota Top Job Centers , according to the Minnesota Housing analysis of DEED’s most recent [Quarterly Census of Employment and Wages](#) (2023 or 2024), by region are:

- Northeast Region
  - Duluth, Saint Louis County
  - Grand Rapids, Itasca County
  - Hibbing, Saint Louis County
  - Cloquet, Carlton County
  - Virginia, Saint Louis County
- Northwest Region
  - Bemidji, Beltrami County
  - Thief River Falls, Pennington County
  - Crookston, Polk County
  - Park Rapids, Hubbard County
  - Roseau, Roseau County
- West Central Region
  - Alexandria, Douglas County
  - Moorhead, Clay County
  - Detroit Lakes, Becker County
  - Fergus Falls, Otter Tail County
  - Perham, Otter Tail County
- Central Region
  - Saint Cloud, Multi- County
  - Elk River, Sherburne County
  - Brainerd, Crow Wing County
  - Monticello, Wright County
  - Buffalo, Wright County
- Southwest Region
  - Willmar, Kandiyohi County
  - Marshall, Lyon County
  - Hutchinson, McLeod County
  - Worthington, Nobles County
  - Litchfield, Meeker County
- Southeast Region
  - Rochester, Olmsted County
  - Mankato, Blue Earth County
  - Winona, Winona County
  - Owatonna, Steele County
  - Austin, Mower County

## Greater Minnesota Net Five Year Job Growth Communities

The Greater Minnesota communities with at least 2,000 jobs and net positive job growth in a five-year (2018-2023 or 2019-2024) period, according to Minnesota Housing analysis of DEED’s [Quarterly Census of Employment and Wages](#)), are:

- Aitkin, Aitkin County
- Alexandria, Douglas County
- Austin, Mower County
- Baxter, Crow Wing County
- Becker, Sherburne County
- Big Lake, Sherburne County
- Blue Earth, Faribault County
- Buffalo, Wright County
- Cambridge, Isanti County
- Cannon Falls, Goodhue County
- Cloquet, Carlton County
- Cold Spring, Stearns County
- Crosby, Crow Wing County
- Delano, Wright County
- Detroit Lakes, Becker County
- Elk River, Sherburne County
- Faribault, Rice County
- Glencoe, McLeod County

- Glenwood, Pope County
- Goodview, Winona County
- Grand Rapids, Itasca County
- Hermantown, Saint Louis County
- Litchfield, Meeker County
- Long Prairie, Todd County
- Minden Township, Benton County
- Monticello, Wright County
- Mora, Kanabec County
- Morris, Stevens County
- Mountain Iron, Saint Louis County
- New Prague, Le Sueur County
- North Branch, Chisago County
- Otsego, Wright County
- Perham, Otter Tail County
- Pine City, Pine County
- Redwood Falls, Redwood County
- Rochester, Olmsted County
- Roseau, Roseau County
- Saint Joseph, Stearns County
- Saint Michael, Wright County
- Saint Peter, Nicollet County
- Sartell, Stearns County
- Sauk Centre, Stearns County
- Staples, Todd County
- Stewartville, Olmsted County
- Thief River Falls, Pennington County
- Unorganized Territory of Lower Red Lake, Beltrami County
- Virginia, Saint Louis County
- Wadena, Wadena County
- Windom, Cottonwood County

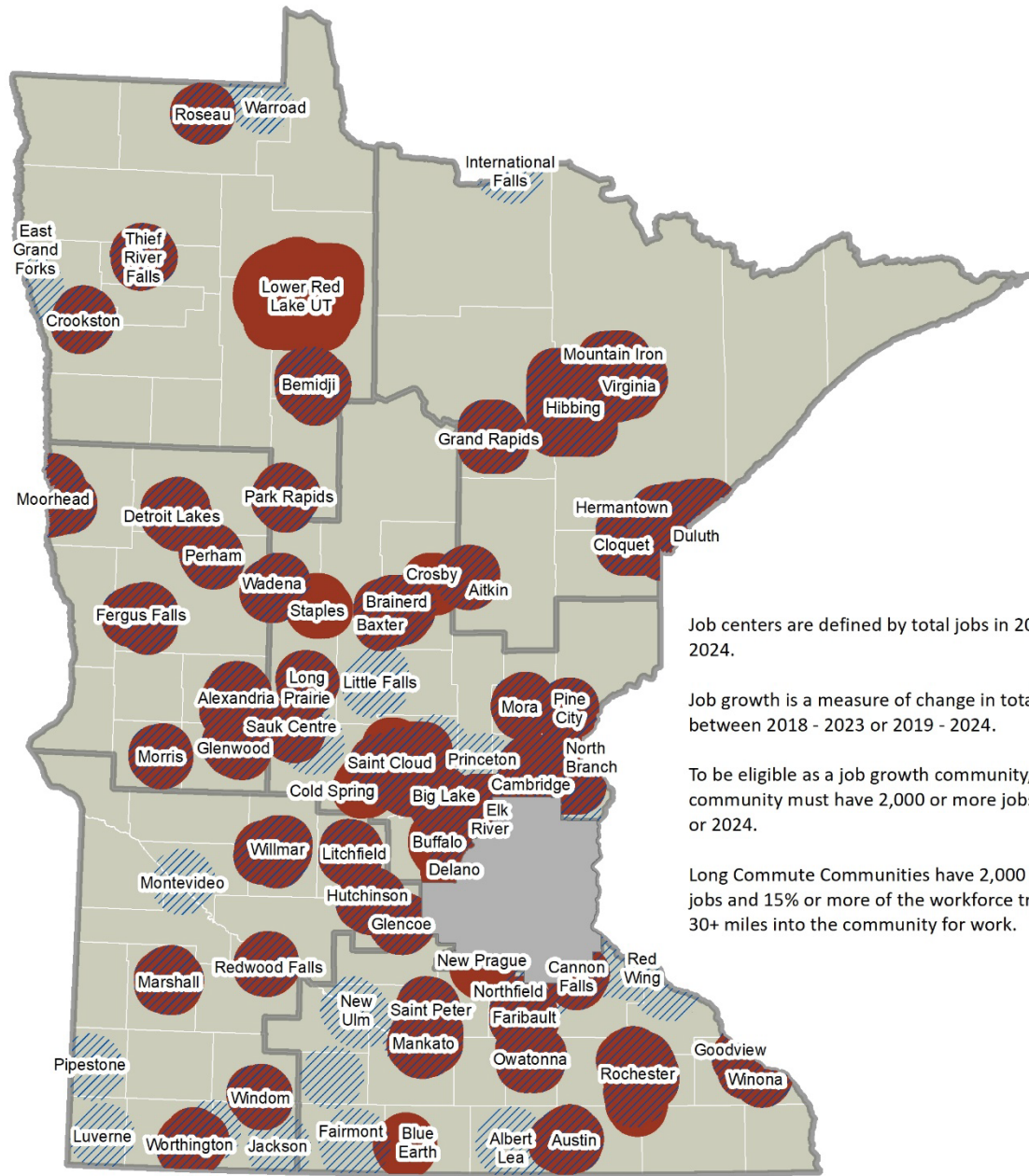
### Greater Minnesota Long Commute Communities

The Greater Minnesota Long Commute Communities, according to Minnesota Housing analysis of the [U.S. Census Bureau Longitudinal Employer Household Dynamics data](#) (2022 or 2023), are:

- Aitkin, Aitkin County
- Albert Lea, Freeborn County
- Albertville, Wright County
- Alexandria, Douglas County
- Austin, Mower County
- Baxter, Crow Wing County
- Becker, Sherburne County
- Bemidji, Beltrami County
- Brainerd, Crow Wing County
- Brewster, Nobles County
- Cambridge, Isanti County
- Cannon Falls, Goodhue County
- Cloquet, Carlton County
- Crookston, Polk County
- Detroit Lakes, Becker County
- Duluth, Saint Louis County
- East Grand Forks, Polk County
- Elk River, Sherburne County
- Fairmont, Martin County
- Faribault, Rice County
- Fergus Falls, Otter Tail County
- Foley, Benton County
- Glencoe, McLeod County
- Glenwood, Pope County
- Grand Rapids, Itasca County
- Hermantown, Saint Louis County
- Hibbing, Saint Louis County
- Hutchinson, McLeod County
- International Falls, Koochiching County
- Jackson, Jackson County
- Lake City, Wabasha County
- Litchfield, Meeker County
- Little Falls, Morrison County
- Long Prairie, Todd County
- Luverne, Rock County

- Mankato, Blue Earth County
- Marshall, Lyon County
- Melrose, Stearns County
- Montevideo, Chippewa County
- Monticello, Wright County
- Moorhead, Clay County
- Mora, Kanabec County
- Morris, Stevens County
- Mountain Iron, Saint Louis County
- New Ulm, Brown County
- North Branch, Chisago County
- North Mankato, Nicollet County
- Northfield, Rice County
- Otsego, Sherburne County
- Owatonna, Steele County
- Park Rapids, Hubbard County
- Perham, Otter Tail County
- Pine City, Pine County
- Pipestone, Pipestone County
- Princeton, Mille Lacs County
- Red Wing, Goodhue County
- Redwood Falls, Redwood County
- Rochester, Olmsted County
- Roseau, Roseau County
- Sauk Centre, Stearns County
- Sauk Rapids, Benton County
- Saint Cloud, Stearns County
- Saint James, Watonwan County
- Saint Joseph, Stearns County
- Saint Michael, Wright County
- Saint Peter, Nicollet County
- Thief River Falls, Pennington County
- Virginia, Saint Louis County
- Wadena, Wadena County
- Waite Park, Stearns County
- Warroad, Roseau County
- Willmar, Kandiyohi County
- Windom, Cottonwood County
- Winona, Winona County
- Worthington, Nobles County
- Wyoming, Chisago County

# Greater Minnesota Workforce Housing Communities





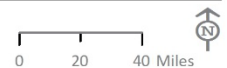
Job centers are defined by total jobs in 2023 or 2024.

Job growth is a measure of change in total jobs between 2018 - 2023 or 2019 - 2024.

To be eligible as a job growth community, a community must have 2,000 or more jobs in 2023 or 2024.

Long Commute Communities have 2,000 or more jobs and 15% or more of the workforce traveling 30+ miles into the community for work.

 Long Commute Community  
 Top 5 Regional Job Center or Job Growth



Source: Minnesota Housing analysis of MN Department of Employment and Economic Developments Quarterly Census of Employment and Wages. Updated: 3/6/2026.

